

The following are the fee payment procedure through SBI collect

1. Step - 1

- Visit www.onlinesbi.sbi
- Click on SB collect option

State Bank of India x +

onlinesbi.sbi

SBI ONLINE

Services FAQ Corporate Website SBiPay Lite (SBIOPES) Donations **SB Collect** Electoral Bond Videos mCash Apply for SB/ Current Account NPS SBI Unipay SBI Loans हिंदी

If slowness is observed during Login Page loading, please refresh the page for better experience.

SBI never asks for confidential information such as PIN and OTP from customers. Any such call can be made only by a fraudster. Please do not share personal info.

PERSONAL BANKING

LOGIN >>

New User Registration How Do I Customer Care Lock & Unlock User

SBI's internet banking portal provides personal banking services that gives you complete control over all your banking demands online.

YONO SBI BUSINESS

CORPORATE BANKING

YONO BUSINESS ^{free} LOGIN

Have you tried our new simplified and intuitive business banking platform? Log in to yonobusiness.sbi to avail business banking services.

New Corporate Registration How Do I Customer Care

Corporate Banking application to administer and manage non personal accounts online.

have installed "SBI Secure OTP App" on their mobile and completed registration process will now receive Login OTP for OnlineSBI.com on the app instead of SMS OTP | Call us toll free on 1800 1234

- > RBI Retail Direct portal
- > Block ATM Card
- > Customer Request and Complaint
- > Banking Forms
- > Linking of PAN with Aadhaar
- > SBI General Insurance Document Download
- > SBI FasTag
- > SBI Salary Account
- > NRI Services
- > Fair Lending Practice Code
- > SBICAP Securities
- > SBICAP Trustee Company Ltd
- > SBI Express Remit
- > SBI Mutual Fund
- > SBI Life Insurance
- > SBI Card

More Useful Links

9:16 AM
7/27/2023



Step - 2

➤ Select category as Educational Institution.

The screenshot shows the State Bank Collect website interface. At the top, there is a navigation bar with the SBI logo, the text 'SB Collect', and a language selector set to 'Hindi'. Below this is a menu with links for 'HOME', 'TRANSACTION HISTORY', 'FAQ'S', and 'CUSTOMER SUPPORT'. The main content area features a large banner with the text 'STATE BANK COLLECT' and six categories of payments, each with a checkmark icon:

- Payments for Services to Corporates, Government and Public Sector Undertakings
- Donations to charitable & religious institutions
- Local taxes like water tax, house tax, property tax
- Payment of fees to educational institutions, hospitals and municipal corporations
- All Payments related to merchants, industry and commercial services
- Pay using Netbanking/Debit/Credit Prepaid Cards, UPI

Below the banner is a search bar with the placeholder text 'Search by institution / organisation name (Enter minimum 4 characters)'. Underneath the search bar is a 'Select Category' section with four options, each represented by an icon and a label:

- Educational Institutions**: Represented by a school building icon. A pink arrow points to this icon.
- Religious/Charitable Institutions**: Represented by an icon of hands holding a heart.
- Municipal Corporations**: Represented by an icon of a government building.
- Govt Departments**: Represented by an icon of a government building with a dome.

At the bottom of the page, there is a circular blue stamp from 'S.J.P. Campus' in Bangalore, with the number '560001' and some handwritten text.

Step - 3

- Select state as Karnataka
- Type INST OF HOTEL MANAGEMENT BANGALORE
- Select Inst of Hotel Management Bangalore which is appeared in the Colum

The screenshot shows a web browser window with the URL `onlinesbi.sbi/sbicollect/payment/listinstitution.htm`. The page displays a "Payment Progress" section with five steps: "Select Payee", "Enter Payment Details", "Verify Payment Details", "Complete Payment", and "Print Receipt". The "Select Payee" step is active. Below this, the "Category" is set to "Educational Institutions". A search bar contains the text "INST OF HOTEL MANAGEMENT BANGALORE", and a "Filter by State" dropdown is set to "- Select -". A table lists the search results:

Name of Educational Institutions	State
INST OF HOTEL MANAGEMENT BANGALORE	Karnataka

Below the table, it says "Showing 1 to 1 of 1 entries (filtered from 7,007 total entries)". A "Back" button is visible at the bottom of the page.



Step - 4

- Select payment category – Respective year/Semester
- Enter your JEE/NCHM roll no.
- Click on Fetch Payment Details.

The screenshot shows the State Bank Collect website interface. At the top, there are two browser tabs labeled 'State Bank Collect' and the address bar shows 'onlinesbi.sbi/sbicollect/payment/filemode.htm'. The website header includes the SBI logo and navigation links: HOME, TRANSACTION HISTORY, FAQ'S, and CUSTOMER SUPPORT.

The main content area is divided into three sections:

- Payment Progress:** A horizontal flowchart with five steps: 'Select Payee' (completed with a checkmark), 'Fetch Payment Details' (current step, highlighted with a red circle), 'Verify Payment Details', 'Complete Payment', and 'Print Receipt'.
- Payee Details:** Displays the payee information: 'INST OF HOTEL MANAGEMENT BANGALORE | NEAR M S BUILDING AND SKSJT HOSTEL SJP CAMPUS, , BANGALORE-560001'.
- Enter Payment Details:** Contains a dropdown menu for 'Payment Category *' set to '1st Year BSc 1st Semester (For New Ad...)' and a text input field for 'Enter NCHM Roll No/JEE No. *'. A pink arrow points to this input field.

At the bottom of the form, there are two buttons: 'Back' and 'Fetch Payment Details'. The system tray at the bottom right shows the date and time as '9:24 AM 7/27/2023'.




Step - 5

- Fill in all the mandatory details correctly and click on next.
- Complete your payment.

State Bank Collect x State Bank Collect x +


← → ↻ 🏠 🔒 onlinesbi.sbi/sbicollect/payment/listcategory.htm

 **INST OF HOTEL MANAGEMENT BANGALORE** | NEAR M S BUILDING AND SKSJT HOSTEL SJP CAMPUS, , BANGALORE-560001

Enter Payment Details

Payment Category *	1st Year BSc 1st Semester (For New Ad... ▼
NCHM Roll No/JEE No. *	
Name of the Student *	
Admission fee *	1600 Fixed:Rs.1600
Enrollment Fee (NCHM) *	3000 Fixed:Rs.3000
Enrollment fee JNU *	10000 Fixed:Rs.10000
Tuition Fee (Balance) *	32500 Fixed:Rs.32500
Examination fee *	3000

Confirm your name & Roll Number displayed on the screen.



9:25 AM 7/27/2023

Contd...

Individual Organisation / Corporate

Fill the details &
Click on I have read & agreed to the terms & conditions &
Enter Captcha

Name * : _____

Date of Birth * : [dd/mm/yyyy] 

Mobile No * : _____

Email ID : _____

On successful completion of payment, you will receive the transaction reference number on this mobile number

On successful completion of payment, you will receive the transaction reference number on this email ID

I have read and agreed to the Terms & Conditions

Enter the text as shown in the image *

Select one of the Captcha options *




Image Captcha
 Audio Captcha

Back Reset Next

